

# October 2011 Monthly Report

11/2/2011

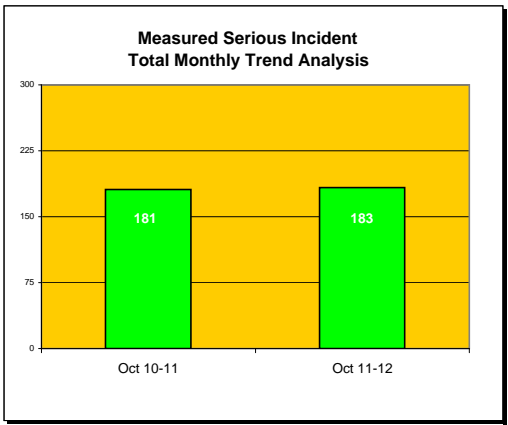
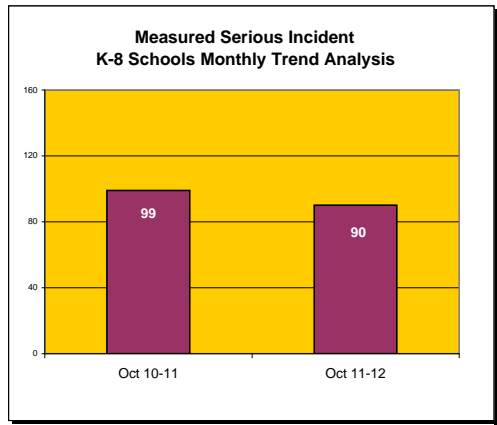
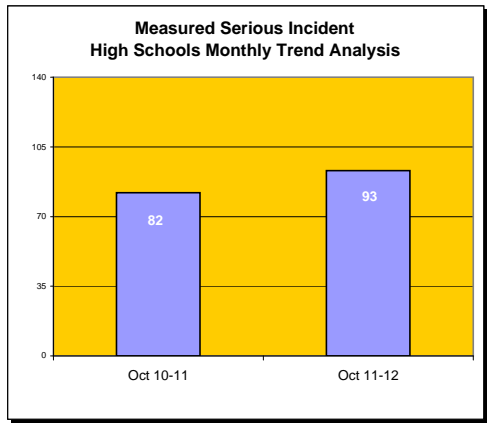
Incident Code	Incident Type	Incident Category	Measured
<b>People</b>			
100	Aggravated Murder	Assaults	Yes
101	Murder or Attempted	Assaults	Yes
111	Assault Teacher	Assaults	Yes
112	Assault Staff (Adult)	Assaults	Yes
113	Assault Security Officer	Assaults	Yes
114	Assault Student	Assaults	Yes
115	Assault Other	Assaults	Yes
121	Rape	Sex Offenses	Yes
123	Gross Sexual Imposition	Sex Offenses	Yes
124	Sexual Imposition	Sex Offenses	Yes
125	Public Indecency	Sex Offenses	Yes
126	Sexual Harassment	Sex Offenses	Yes
131	Robbery	Robbery/Theft	Yes
132	Attempted Robbery	Robbery/Theft	Yes
142	Menacing	Menacing	Yes
152	Abduction or Attempted	Family Offenses	Yes
157	Fighting	Student Misconduct	Yes
162	Harassment	Harassment/Threats	Yes
169	Extortion	Harassment/Threats	Yes
<b>Property</b>			
211	Arson	Arson & Fire	Yes
221	Vandalism School Property	Destruction of Property	Yes
222	Vandalism Private Property	Property	Yes
231	Burglary Occupied Structure	Burglary/Trespass	Yes
232	Breaking and Entering	Burglary/Trespass	Yes
233	Criminal Trespassing	Burglary/Trespass	Yes
234	Other Criminal Activity	Burglary/Trespass	Yes
241	Theft of CMSD Property	Thefts	Yes
242	Theft of Private Property	Thefts	Yes
243	Theft of CMSD Computer Property	Thefts	Yes
246	Auto Theft	Thefts	Yes
<b>Weapons</b>			
251	Firearm Possession on School Property	Firearm & Weapons	Yes
265	Possession of Knife	Firearm & Weapons	Yes
266	Possession of Other Dangerous Weapon	Firearm & Weapons	Yes
<b>Drugs</b>			
261	Possession/Use of Scheduled Narcotics	Narcotic/Substances	Yes
263	Possession/Use of Alcohol	Narcotic/Substances	Yes
264	Possession of Drug Paraphernalia	Narcotic/Substances	Yes

## Safety and Security Monthly Summary - October

High School					
All Incidents					
Oct 10-11	82				
Oct 11-12	93				
Change	13%				
Quantity - Measured Serious Incidents					
	People	Property	Weapons	Drugs	Other
Oct 10-11	44	15	9	6	8
Oct 11-12	36	17	16	17	7

K8					
All Incidents					
Oct 10-11	99				
Oct 11-12	90				
Change	-9%				
Quantity - Measured Serious Incidents					
	People	Property	Weapons	Drugs	Other
Oct 10-11	44	21	11	1	22
Oct 11-12	45	18	10	5	12

Monthly Total	
All Incidents	
Oct 10-11 (Monthly)	181
Oct 11-12 (Monthly)	183
Change	1%
Quantity - Measured Serious Incidents	
	People
	Property
	Weapons
	Drugs
	Other
Oct 10-11 (Monthly)	88
Oct 11-12 (Monthly)	81



## Safety and Security Monthly Summary - 2010-2011 SY (YTD) & 2011-2012 SY (YTD)

High School						K8						Monthly Cumulative Total											
All Incidents						All Incidents						All Incidents											
10-11 SY (YTD)			159			10-11 SY (YTD)			182			10-11 SY (YTD)			341								
11-12 SY (YTD)			184			11-12 SY (YTD)			176			11-12 SY (YTD)			360								
Change			16%			Change			-3%			Change			6%								
Quantity - Measured Serious Incidents						Quantity - Measured Serious Incidents						Quantity - Measured Serious Incidents											
	People	Property	Weapons	Drugs	Other		People	Property	Weapons	Drugs	Other		People	Property	Weapons	Drugs	Other						
10-11 SY (YTD)			89	27	16	15	12	10-11 SY (YTD)			86	43	16	1	36	10-11 SY (YTD)			175	70	32	16	48
11-12 SY (YTD)			78	41	29	25	11	11-12 SY (YTD)			96	35	18	7	20	11-12 SY (YTD)			174	76	47	32	31

