

**May 2011
Monthly Report**

6/1/2011

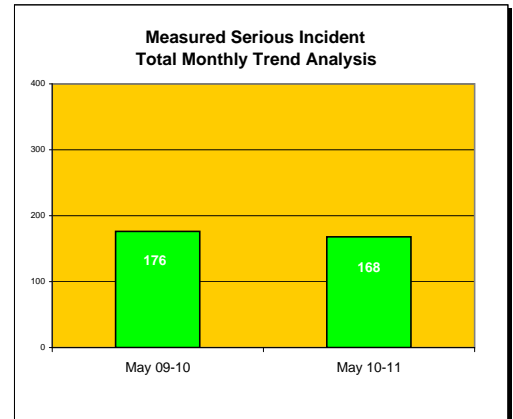
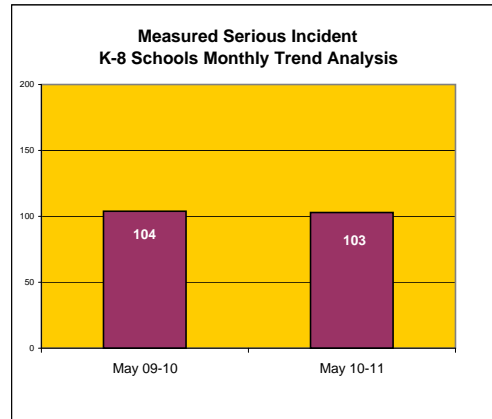
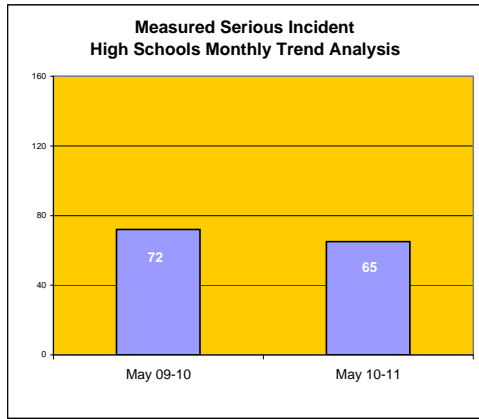
Incident Code	Incident Type	Incident Category	Measured
People			
100	Aggravated Murder	Assaults	Yes
101	Murder or Attempted	Assaults	Yes
111	Assault Teacher	Assaults	Yes
112	Assault Staff (Adult)	Assaults	Yes
113	Assault Security Officer	Assaults	Yes
114	Assault Student	Assaults	Yes
115	Assault Other	Assaults	Yes
121	Rape	Sex Offenses	Yes
123	Gross Sexual Imposition	Sex Offenses	Yes
124	Sexual Imposition	Sex Offenses	Yes
125	Public Indecency	Sex Offenses	Yes
126	Sexual Harassment	Sex Offenses	Yes
131	Robbery	Robbery/Theft	Yes
132	Attempted Robbery	Robbery/Theft	Yes
142	Menacing	Menacing	Yes
152	Abduction or Attempted	Family Offenses	Yes
157	Fighting	Student Misconduct	Yes
162	Harassment	Harassment/Threats	Yes
169	Extortion	Harassment/Threats	Yes
234	Other Criminal Activity	People/Misconduct	Yes
299	Other Serious Incident	People/Misconduct	Yes
Property			
211	Arson	Arson & Fire	Yes
221	Vandalism School Property	Destruction of Property	Yes
222	Vandalism Private Property	Property	Yes
231	Burglary Occupied Structure	Burglary/Trespass	Yes
232	Breaking and Entering	Burglary/Trespass	Yes
233	Criminal Trespassing	Burglary/Trespass	Yes
241	Theft of CMSD Property	Thefts	Yes
242	Theft of Private Property	Thefts	Yes
243	Theft of CMSD Computer Property	Thefts	Yes
246	Auto Theft	Thefts	Yes
Weapons			
251	Firearm Possession on School Property	Firearm & Weapons	Yes
265	Possession of Knife	Firearm & Weapons	Yes
266	Possession of Other Dangerous Weapon	Firearm & Weapons	Yes
Drugs			
261	Possession/Use of Scheduled Narcotics	Narcotic/Substances	Yes
263	Possession/Use of Alcohol	Narcotic/Substances	Yes
264	Possession of Drug Paraphernalia	Narcotic/Substances	Yes

Safety and Security Monthly Summary - May

High School					
All Incidents					
May 09-10	72				
May 10-11	65				
Change	-10%				
Quantity - Measured Serious Incidents					
	People	Property	Weapons	Drugs	Other
May 09-10	26	15	7	16	8
May 10-11	27	11	7	11	9

K8					
All Incidents					
May 09-10	104				
May 10-11	103				
Change	-1%				
Quantity - Measured Serious Incidents					
	People	Property	Weapons	Drugs	Other
May 09-10	55	22	10	1	16
May 10-11	46	16	13	6	22

Monthly Total					
All Incidents					
May 09-10 (Monthly)	176				
May 10-11 (Monthly)	168				
Change	-5%				
Quantity - Measured Serious Incidents					
	People	Property	Weapons	Drugs	Other
May 09-10 (Monthly)	81	37	17	17	24
May 10-11 (Monthly)	73	27	20	17	31



Safety and Security Monthly Summary - 2009-2010 SY (YTD) & 2010-2011 SY (YTD)

High School						K8						Monthly Cumulative Total											
All Incidents						All Incidents						All Incidents											
09-10 SY (YTD)			747			09-10 SY (YTD)			850			09-10 SY (YTD)			1,597								
10-11 SY (YTD)			618			10-11 SY (YTD)			805			10-11 SY (YTD)			1,423								
Change			-17%			Change			-5%			Change			-11%								
Quantity - Measured Serious Incidents						Quantity - Measured Serious Incidents						Quantity - Measured Serious Incidents											
	People	Property	Weapons	Drugs	Other		People	Property	Weapons	Drugs	Other		People	Property	Weapons	Drugs	Other						
09-10 SY (YTD)			398	144	65	85	55	09-10 SY (YTD)			452	162	71	22	143	09-10 SY (YTD)			850	306	136	107	198
10-11 SY (YTD)			318	101	58	84	57	10-11 SY (YTD)			419	141	68	21	156	10-11 SY (YTD)			737	242	126	105	213

