

WEEK 42

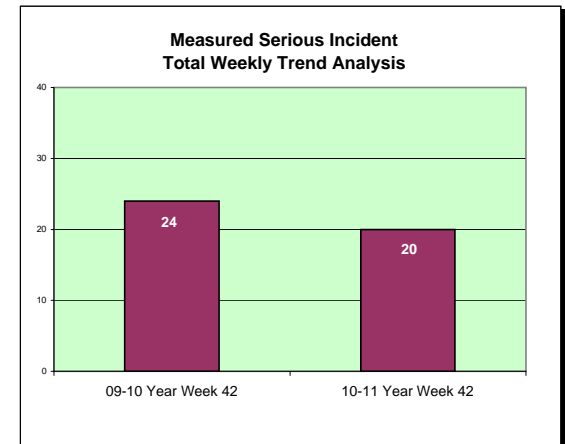
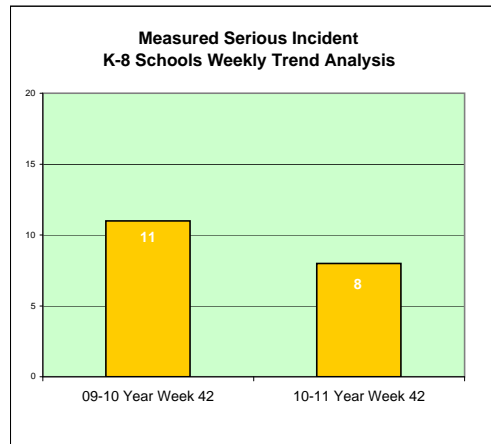
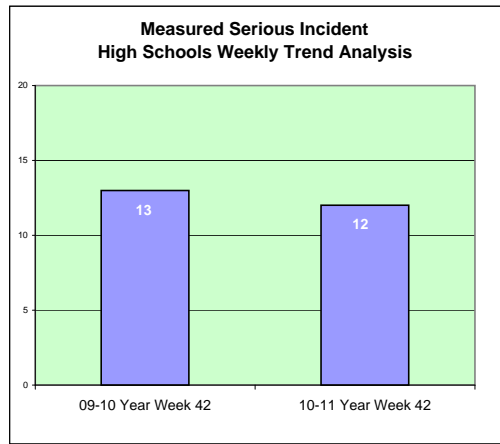
6/14/2011

**06-07-2010 thru 06-13-2010
and
06-06-2011 thru 06-12-2011**

Incident Code	Incident Type	Incident Category	Measured
People			
100	Aggravated Murder	Assaults	Yes
101	Murder or Attempted	Assaults	Yes
111	Assault Teacher	Assaults	Yes
112	Assault Staff (Adult)	Assaults	Yes
113	Assault Security Officer	Assaults	Yes
114	Assault Student	Assaults	Yes
115	Assault Other	Assaults	Yes
121	Rape	Sex Offenses	Yes
123	Gross Sexual Imposition	Sex Offenses	Yes
124	Sexual Imposition	Sex Offenses	Yes
125	Public Indecency	Sex Offenses	Yes
126	Sexual Harassment	Sex Offenses	Yes
131	Robbery	Robbery/Theft	Yes
132	Attempted Robbery	Robbery/Theft	Yes
142	Menacing	Menacing	Yes
152	Abduction or Attempted	Family Offenses	Yes
157	Fighting	Student Misconduct	Yes
162	Harassment	Harassment/Threats	Yes
169	Extortion	Harassment/Threats	Yes
234	Other Criminal Activity	People/Misconduct	Yes
299	Other Serious Incident	People/Misconduct	Yes
Property			
211	Arson	Arson & Fire	Yes
221	Vandalism School Property	Destruction of Property	Yes
222	Vandalism Private Property	Property	Yes
231	Burglary Occupied Structure	Burglary/Trespass	Yes
232	Breaking and Entering	Burglary/Trespass	Yes
233	Criminal Trespassing	Burglary/Trespass	Yes
234	Other Criminal Activity	Burglary/Trespass	Yes
241	Theft of CMSD Property	Thefts	Yes
242	Theft of Private Property	Thefts	Yes
243	Theft of CMSD Computer Property	Thefts	Yes
246	Auto Theft	Thefts	Yes
Weapons			
251	Firearm Possession on School Property	Firearm & Weapons	Yes
265	Possession of Knife	Firearm & Weapons	Yes
266	Possession of Other Dangerous Weapon	Firearm & Weapons	Yes
Drugs			
261	Possession/Use of Scheduled Narcotics	Narcotic/Substances	Yes
263	Possession/Use of Alcohol	Narcotic/Substances	Yes
264	Possession of Drug Paraphernalia	Narcotic/Substances	Yes

Safety and Security Summary - Week 42

High School						K8						Week 42 Total											
All Incidents						All Incidents						All Incidents											
09-10 Year Week 42			13			09-10 Year Week 42			11			09-10 (Weekly)			24								
10-11 Year Week 42			12			10-11 Year Week 42			8			10-11 (Weekly)			20								
Change			-8%			Change			-27%			Change			-17%								
Quantity - Measured Serious Incidents						Quantity - Measured Serious Incidents						Quantity - Measured Serious Incidents											
		People	Property	Weapons	Drugs	Other			People	Property	Weapons	Drugs	Other			People	Property	Weapons	Drugs	Other			
09-10 Year Week 42			6	5	1	1	0	09-10 Year Week 42			4	5	0	0	2	09-10 Year Week 42			10	10	1	1	2
10-11 Year Week 42			5	5	2	0	0	10-11 Year Week 42			2	4	1	1	0	10-11 Year Week 42			7	9	3	1	0



Safety and Security Summary - Weeks (1-42)

High School																
All Incidents																
09-10 SY Weeks 1-42	764															
10-11 SY Weeks 1-42	635															
Change	-17%															
Quantity - Measured Serious Incidents																
	<table border="1"> <thead> <tr> <th>People</th> <th>Property</th> <th>Weapons</th> <th>Drugs</th> <th>Other</th> </tr> </thead> <tbody> <tr> <td>406</td> <td>149</td> <td>66</td> <td>86</td> <td>57</td> </tr> <tr> <td>327</td> <td>108</td> <td>59</td> <td>84</td> <td>57</td> </tr> </tbody> </table>	People	Property	Weapons	Drugs	Other	406	149	66	86	57	327	108	59	84	57
People	Property	Weapons	Drugs	Other												
406	149	66	86	57												
327	108	59	84	57												

K8																
All Incidents																
09-10 SY Weeks 1-42	878															
10-11 SY Weeks 1-42	828															
Change	-6%															
Quantity - Measured Serious Incidents																
	<table border="1"> <thead> <tr> <th>People</th> <th>Property</th> <th>Weapons</th> <th>Drugs</th> <th>Other</th> </tr> </thead> <tbody> <tr> <td>463</td> <td>171</td> <td>73</td> <td>23</td> <td>148</td> </tr> <tr> <td>429</td> <td>150</td> <td>71</td> <td>22</td> <td>156</td> </tr> </tbody> </table>	People	Property	Weapons	Drugs	Other	463	171	73	23	148	429	150	71	22	156
People	Property	Weapons	Drugs	Other												
463	171	73	23	148												
429	150	71	22	156												

Cumulative Total																
All Incidents																
09-10 SY 42 Week Total	1,642															
10-11 SY 42 Week Total	1,463															
Change	-11%															
Quantity - Measured Serious Incidents																
	<table border="1"> <thead> <tr> <th>People</th> <th>Property</th> <th>Weapons</th> <th>Drugs</th> <th>Other</th> </tr> </thead> <tbody> <tr> <td>869</td> <td>320</td> <td>139</td> <td>109</td> <td>205</td> </tr> <tr> <td>756</td> <td>258</td> <td>130</td> <td>106</td> <td>213</td> </tr> </tbody> </table>	People	Property	Weapons	Drugs	Other	869	320	139	109	205	756	258	130	106	213
People	Property	Weapons	Drugs	Other												
869	320	139	109	205												
756	258	130	106	213												

