

WEEK 18

1/10/2012

**12-20-2010 thru 12-26-2010
and
12-19-2011 thru 12-25-2011**

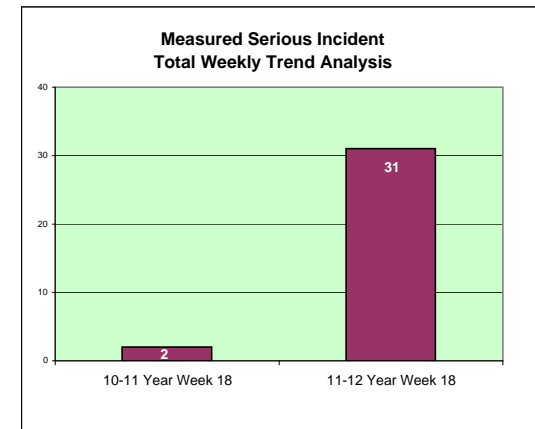
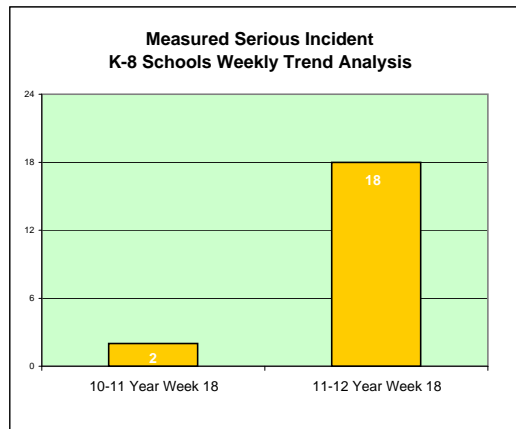
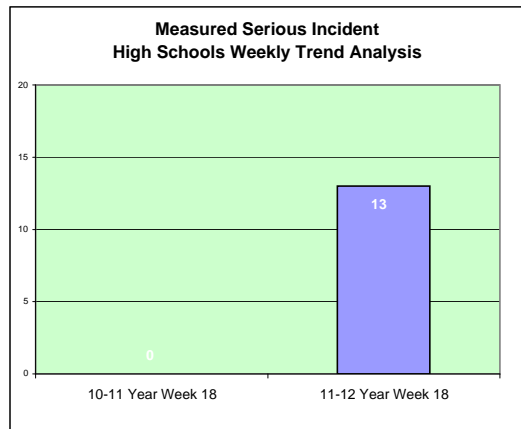
Incident Code	Incident Type	Incident Category	Measured
People			
100	Aggravated Murder	Assaults	Yes
101	Murder or Attempted	Assaults	Yes
111	Assault Teacher	Assaults	Yes
112	Assault Staff (Adult)	Assaults	Yes
113	Assault Security Officer	Assaults	Yes
114	Assault Student	Assaults	Yes
115	Assault Other	Assaults	Yes
121	Rape	Sex Offenses	Yes
123	Gross Sexual Imposition	Sex Offenses	Yes
124	Sexual Imposition	Sex Offenses	Yes
125	Public Indecency	Sex Offenses	Yes
126	Sexual Harassment	Sex Offenses	Yes
131	Robbery	Robbery/Theft	Yes
132	Attempted Robbery	Robbery/Theft	Yes
142	Menacing	Menacing	Yes
152	Abduction or Attempted	Family Offenses	Yes
157	Fighting	Student Misconduct	Yes
162	Harassment	Harassment/Threats	Yes
169	Extortion	Harassment/Threats	Yes
234	Other Criminal Activity	People/Misconduct	Yes
Property			
211	Arson	Arson & Fire	Yes
221	Vandalism School Property	Destruction of Property	Yes
222	Vandalism Private Property	Property	Yes
231	Burglary Occupied Structure	Burglary/Trespass	Yes
232	Breaking and Entering	Burglary/Trespass	Yes
233	Criminal Trespassing	Burglary/Trespass	Yes
234	Other Criminal Activity	Burglary/Trespass	Yes
241	Theft of CMSD Property	Thefts	Yes
242	Theft of Private Property	Thefts	Yes
243	Theft of CMSD Computer Property	Thefts	Yes
246	Auto Theft	Thefts	Yes
Weapons			
251	Firearm Possession on School Property	Firearm & Weapons	Yes
265	Possession of Knife	Firearm & Weapons	Yes
266	Possession of Other Dangerous Weapon	Firearm & Weapons	Yes
Drugs			
261	Possession/Use of Scheduled Narcotics	Narcotic/Substances	Yes
263	Possession/Use of Alcohol	Narcotic/Substances	Yes
264	Possession of Drug Paraphernalia	Narcotic/Substances	Yes

Safety and Security Summary - Week 18 (Winter Break)

High School					
All Incidents					
10-11 Year Week 18	0				
11-12 Year Week 18	13				
Change 1300%					
Quantity - Measured Serious Incidents					
	People	Property	Weapons	Drugs	Other
10-11 Year Week 18	0	0	0	0	0
11-12 Year Week 18	5	5	2	0	1

K8					
All Incidents					
10-11 Year Week 18	2				
11-12 Year Week 18	18				
Change 800%					
Quantity - Measured Serious Incidents					
	People	Property	Weapons	Drugs	Other
10-11 Year Week 18	0	2	0	0	0
11-12 Year Week 18	4	7	1	3	3

Week 18 Total					
All Incidents					
10-11 (Weekly)	2				
11-12 (Weekly)	31				
Change 1450%					
Quantity - Measured Serious Incidents					
	People	Property	Weapons	Drugs	Other
10-11 Year Week 18	0	2	0	0	0
11-12 Year Week 18	9	12	3	3	4



Safety and Security Summary - Weeks (1-18)

High School																		
All Incidents																		
10-11 SY Weeks 1-18	282																	
11-12 SY Weeks 1-18	326																	
Change	16%																	
Quantity - Measured Serious Incidents																		
	<table border="1"> <thead> <tr> <th>People</th> <th>Property</th> <th>Weapons</th> <th>Drugs</th> <th>Other</th> </tr> </thead> <tbody> <tr> <td>10-11 SY Weeks 1-18</td> <td>154</td> <td>46</td> <td>31</td> <td>32</td> <td>19</td> </tr> <tr> <td>11-12 SY Weeks 1-18</td> <td>151</td> <td>73</td> <td>43</td> <td>42</td> <td>17</td> </tr> </tbody> </table>	People	Property	Weapons	Drugs	Other	10-11 SY Weeks 1-18	154	46	31	32	19	11-12 SY Weeks 1-18	151	73	43	42	17
People	Property	Weapons	Drugs	Other														
10-11 SY Weeks 1-18	154	46	31	32	19													
11-12 SY Weeks 1-18	151	73	43	42	17													

K8																		
All Incidents																		
10-11 SY Weeks 1-18	318																	
11-12 SY Weeks 1-18	342																	
Change	8%																	
Quantity - Measured Serious Incidents																		
	<table border="1"> <thead> <tr> <th>People</th> <th>Property</th> <th>Weapons</th> <th>Drugs</th> <th>Other</th> </tr> </thead> <tbody> <tr> <td>10-11 SY Weeks 1-18</td> <td>162</td> <td>66</td> <td>23</td> <td>5</td> <td>62</td> </tr> <tr> <td>11-12 SY Weeks 1-18</td> <td>178</td> <td>66</td> <td>32</td> <td>15</td> <td>51</td> </tr> </tbody> </table>	People	Property	Weapons	Drugs	Other	10-11 SY Weeks 1-18	162	66	23	5	62	11-12 SY Weeks 1-18	178	66	32	15	51
People	Property	Weapons	Drugs	Other														
10-11 SY Weeks 1-18	162	66	23	5	62													
11-12 SY Weeks 1-18	178	66	32	15	51													

Cumulative Total																		
All Incidents																		
10-11 SY 18 Week Total	600																	
11-12 SY 18 Week Total	668																	
Change	11%																	
Quantity - Measured Serious Incidents																		
	<table border="1"> <thead> <tr> <th>People</th> <th>Property</th> <th>Weapons</th> <th>Drugs</th> <th>Other</th> </tr> </thead> <tbody> <tr> <td>10-11 SY 18 Week Total</td> <td>316</td> <td>112</td> <td>54</td> <td>37</td> <td>81</td> </tr> <tr> <td>11-12 SY 18 Week Total</td> <td>329</td> <td>139</td> <td>75</td> <td>57</td> <td>68</td> </tr> </tbody> </table>	People	Property	Weapons	Drugs	Other	10-11 SY 18 Week Total	316	112	54	37	81	11-12 SY 18 Week Total	329	139	75	57	68
People	Property	Weapons	Drugs	Other														
10-11 SY 18 Week Total	316	112	54	37	81													
11-12 SY 18 Week Total	329	139	75	57	68													

